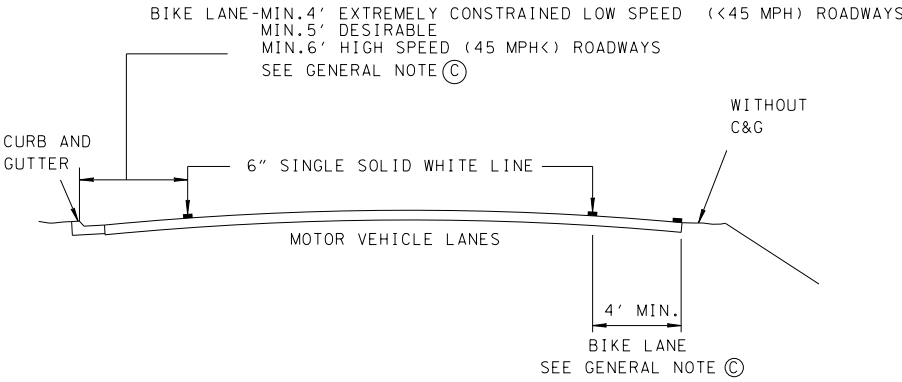


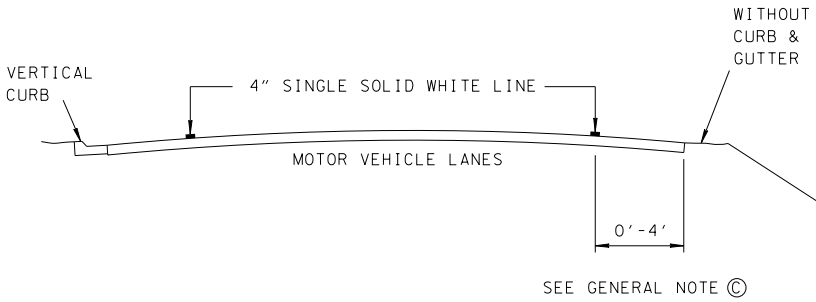
TYPICAL BIKE LANE CROSS SECTIONS FOR URBAN COLLECTORS AND STREETS

- REV. 12-1-09: ADDED SIGN NO. W5-4G AND CHANGED GENERAL NOTE (D) REARRANGED.
- REV. 11-1-11: ADDED BARRIER POST STRIPING DETAIL AND REVISED GENERAL NOTE (E)
- REV. 10-10-13: ADDED NOTE (G) AND (H)
- REV. 1-30-15: UPDATED BIKE LANE WIDTH AND GENERAL DRAFTING. REVISED NOTES.

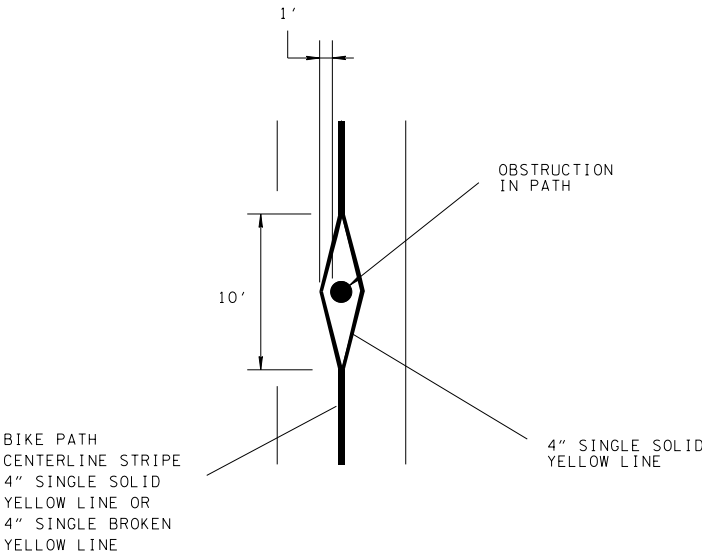
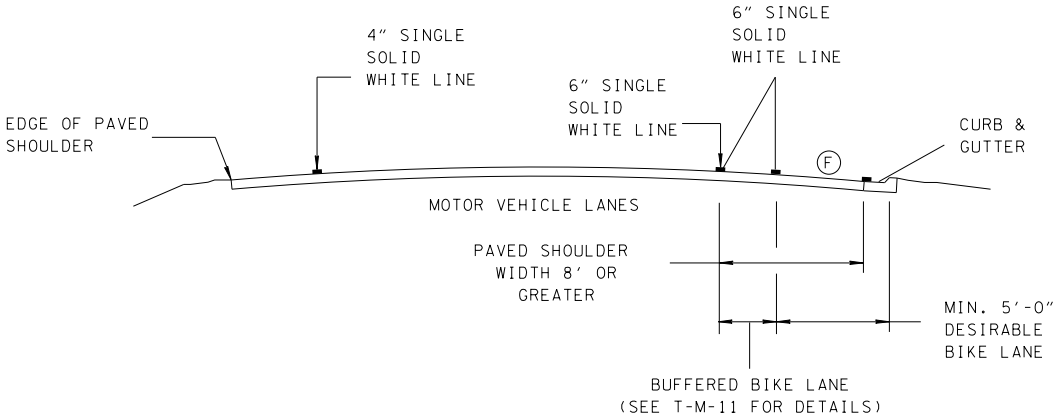
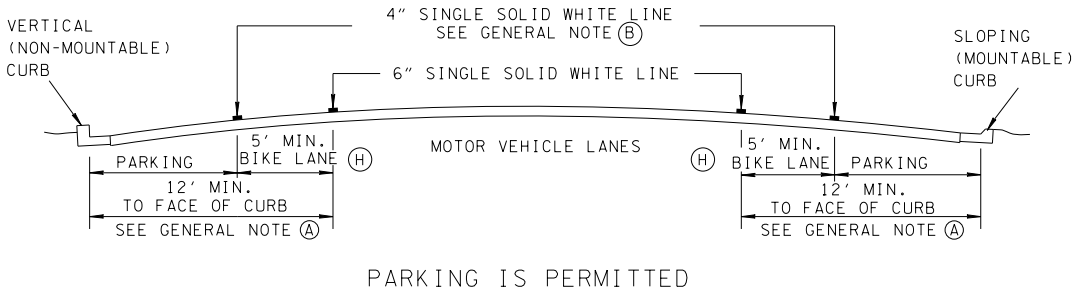
URBAN COLLECTORS AND STREETS WITH BIKE LANE MIN. PAVED SHOULDER WIDTH 4' - 8'



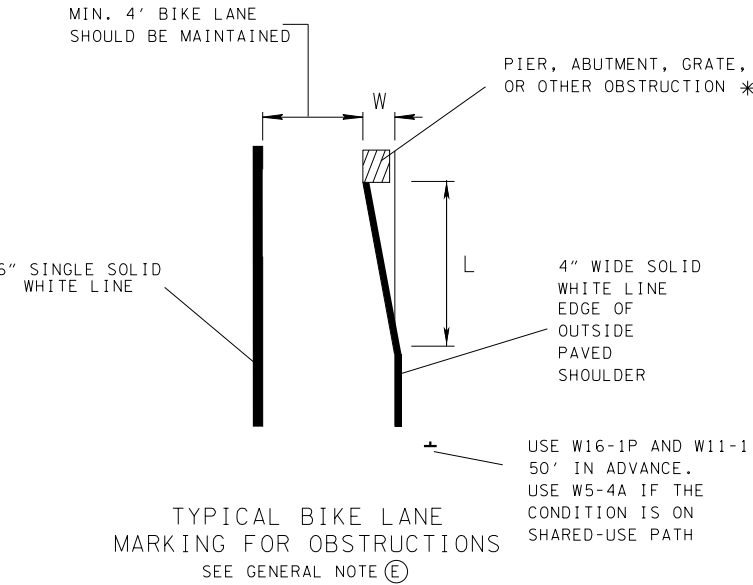
URBAN COLLECTORS AND STREETS WITH BIKE ROUTE MIN. PAVED SHOULDER WIDTH LESS THAN 4'



4-5 LANE URBAN COLLECTORS AND STREETS (CURB AND GUTTER) WITH BIKE LANE MIN. PAVED SHOULDER WIDTH 8' OR GREATER



BARRIER POST STRIPING



TYPICAL BIKE LANE MARKING FOR OBSTRUCTIONS
SEE GENERAL NOTE (E)

GENERAL NOTES

- (A) 13' IS RECOMMENDED WHERE THERE IS SUBSTANTIAL PARKING OR TURNOVER OF PARKED CARS IS HIGH (E.G. COMMERCIAL AREAS).
- (B) THE OPTIONAL SOLID WHITE LINE MAY BE ADVISABLE WHERE PARKING STALLS ARE UNNECESSARY (BECAUSE PARKING IS LIGHT) BUT THERE IS CONCERN THAT MOTORISTS MAY MISCONSTRUE THE BIKE LANE TO BE A TRAFFIC LANE.
- (C) AREAS WHERE MIN. OF 4' BIKE LANE CAN NOT BE PROVIDED " SHARE THE ROAD" (W16-1P AND W11-1) SIGN SHOULD BE PLACED TO WARN THE MOTORIST FOR SHARED ROADWAY USE SEE T-M-11 FOR BIKE ROUTE PAVEMENT MARKINGS AND SIGNING REQUIREMENTS. WHERE THE ROADWAY DESIGN SPEEDS IS MORE THAN 40 MPH SHARED USE BIKE ROUTES ARE NOT RECOMMENDED.
- (D) BIKE LANE SIGNS SHOULD BE PLACED APPROXIMATELY EVERY 0.25 MILES AND AT ALL MAJOR INTERSECTIONS.
- (E) WHEN PIER, BRIDGE ABUTMENT, GRATE, OR OTHER ROADWAY OBSTRUCTION INTRUDES IN THE BIKE PATH, THE BIKE LANE SHOULD BE MARKED AS SHOWN; L=WS, WHERE W IS WIDTH OF THE OBSTRUCTION IN FEET IN BIKE LANE AND S IS BICYCLE AVERAGE APPROACH SPEED 20 MPH. * PROVIDE AN ADDITIONAL FOOT OF OFFSET FOR A RAISED OBSTRUCTION AND USE THE FORMULA L=(W+1) S FOR THE TAPER LENGTH. SEE SECTION 9C.06 OF THE MUTCD FOR ADDITIONAL INFORMATION.
- (F) FOR BIKE ROUTE/LANE MARKING SIGNING REQUIREMENTS SEE T-M-11.
- (G) ITEM NO. 716-04.13 PLASTIC PAVEMENT MARKING (BIKE LANE SYMBOL AND ARROW) PER EACH TO INCLUDE BIKE SYMBOL AND ARROW AS ONE QUANTITY.
- (H) BIKE LANES UP TO 7' IN WIDTH MAY BE CONSIDERED ADJACENT TO NARROW LANES WITH HIGH TURNOVER.

MINOR REVISION -- FHWA
APPROVAL NOT REQUIRED.

STATE OF TENNESSEE
DEPARTMENT OF TRANSPORTATION

SIGNING AND
PAVEMENT MARKINGS
FOR
BICYCLE LANES
ON URBAN ROADWAYS